Lens Performance

The AREA MTF (Modular Transfer Function) is an information that reflects the optical quality of an intraocular lens: The larger it is, the better it is for IOL quality. For a 3mm Pupil size, our IOL provides a depth of field of approximately 2.00D with a smooth transition for far and intermediate vision. As our monofocal IOL, our IOL is not sensitive to any decentralization or any tilting, and will provide the same quality of optics whatever the pupil size. From our advance design, we reduce the risk of dysphotopsias compared to trifocal IOL, or any diffractive IOLs. It is a great opportunity to achieve FAR & INTERMEDIATE vision, with a very low risk of light loss.

Freedom EDOF

PURELY REFRACTIVE WITH 1.75D ADDITIONAL POWER

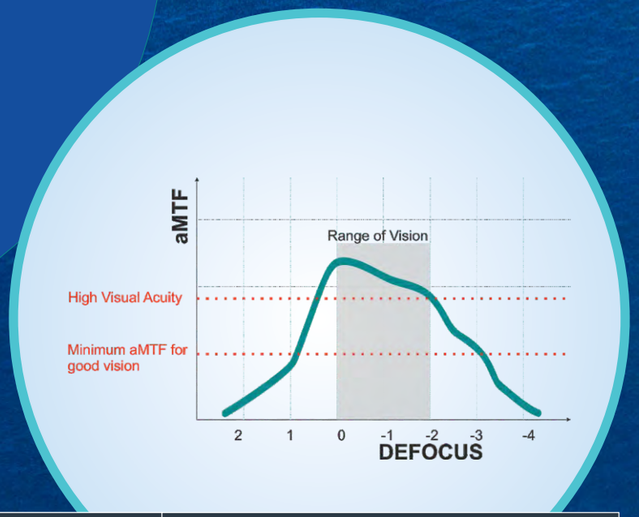

Model	EDOF602SQ	EDOF602SQP
Optic Design	Biconvex - 360° Square Edge with Refractive Optic	
Optic Size	6.00 mm	
Over All length	13.00 mm	
Estimated A-Constant	118.40	
Recommended Optical A-Constant	A Constant SRK/T : 119.20 | A Constant SRK/II : 119.50 Hoffer Q : 5.64 | Holladay 1 : 1.87 | Holladay 2 : 5.199 | Haigis : a_0=1.441/a_1=0.400/a_2=0.100	
Diopter Range	5.00 D to 30.00 D (0.5 Diopter increments)	
Intermediate Addition	+1.75D	
AC Depth*	5.00 mm	
Refractive Index	1.493	
Cartridge Size	FDC220_60DEG	PRELOADED

ISO 13485:2016 Certified

ENHANCED DEPTH OF FOCUS

Freedom Ophthalmic Pvt. Ltd.

MANUFACTURING

Plot # 31, Phase 1, SIPCOT, Hosur - 635 126,
Tamil Nadu, INDIA

+(91)-95855 99420

customercare@freedomophthalmic.com

HEADQUARTERS

11 rue Robert SCHUMAN
29480 Le Relecq Kerhuon, FRANCE

+33 652940382 +91 9384852204

fred@freedomophthalmic.com

Freedom EDOF

www.freedomophthalmic.com

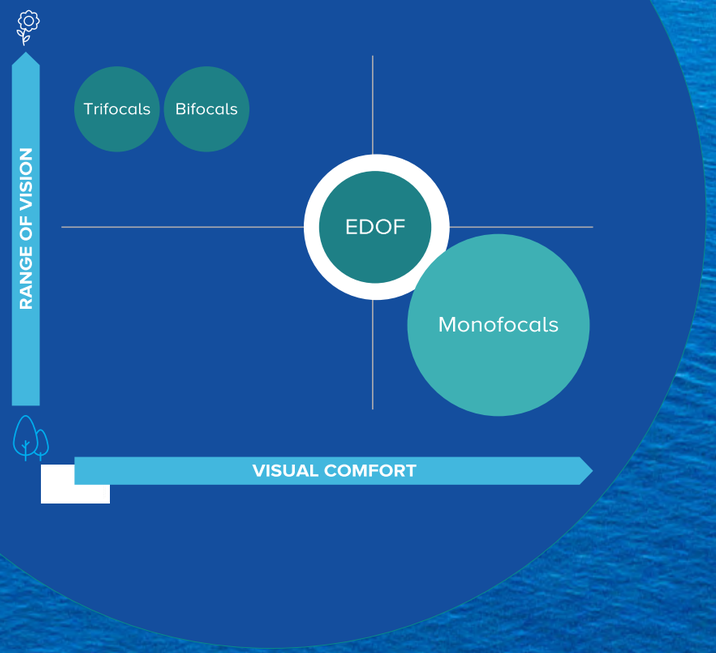

The new **EXTENDED DEPTH OF FOCUS IOL** also called EDOF is a new premium lens manufactured by FREEDOM for Far & Intermediate Vision. Our advanced design is a **PURE REFRACTIVE OPTICS** technology, with no diffractive part. The entire light is refracted into the eyes, so you don't lose any Energy!

This ONE PIECE with C-LOOP Design is a 360° Square Edge Intraocular lens made with hydrophobic material. It is certified "**free of glistening**" with **high sensitivity contrast** for better visual acuity and lower incidence of dysphotopsia.

How
Does It Work?

The center part, a 2 mm zone, is a pure refractive optic that combine different spherical aberrations of opposite sign to optimize and increase the depth of focus. The transition zone is designed to decrease the optic vergence from the center to the periphery and to control the trajectory of the light rays. It is a very important zone as it reduces drastically the light loss. The Far Vision zone is a monofocal aspheric surface, similar to our monofocal IOL.

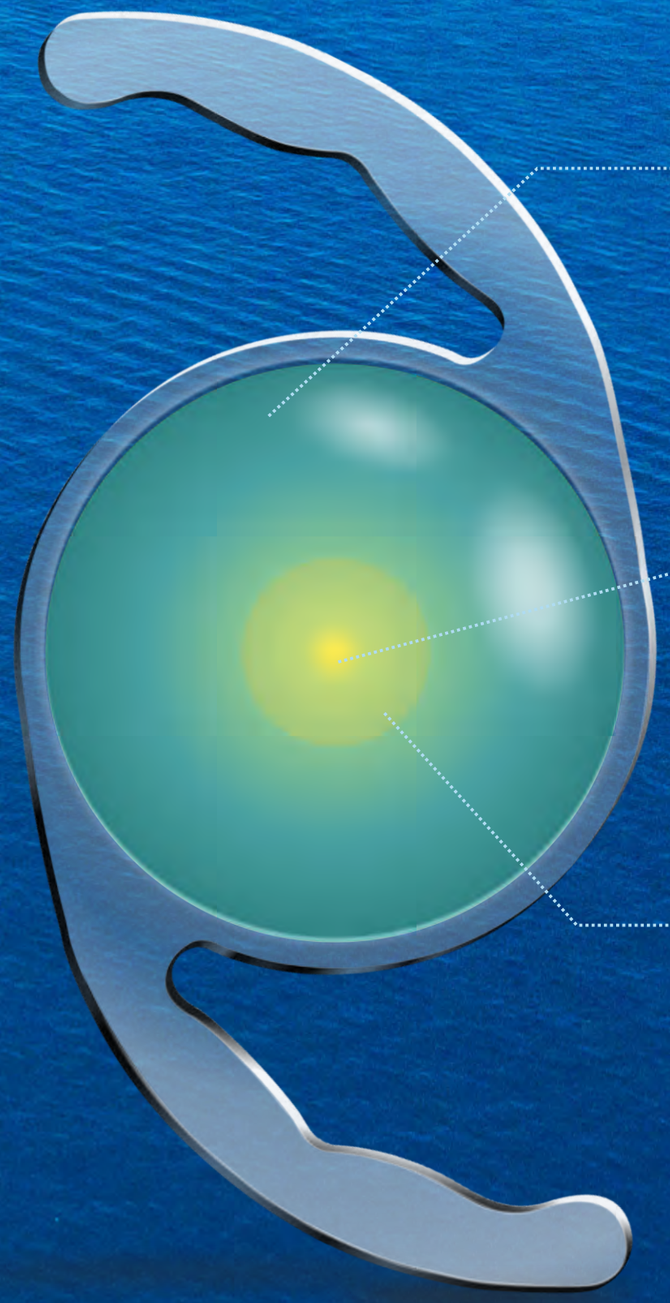

Freedom
EDOF

PERIPHERY

Refractive aspheric surface

ELONGATED FOCUS CENTER

2 mm center with combination of 4th and 6th orders of spherical aberration of opposite signs

TRANSITION ZONE

Transition zone designed to smoothly decrease the optic vergence from the center to the periphery

Transition designed to take part of the 4th and 6th orders of spherical aberration management

Transition designed to control the trajectory of light rays to ensure no light is outside the range of vision (no light loss)